

ENGLEWOOD BAPTIST



Ages & Stages

LEVELS OF BIBLICAL LEARNING

2022-2023

PACING GUIDE

OVERVIEW

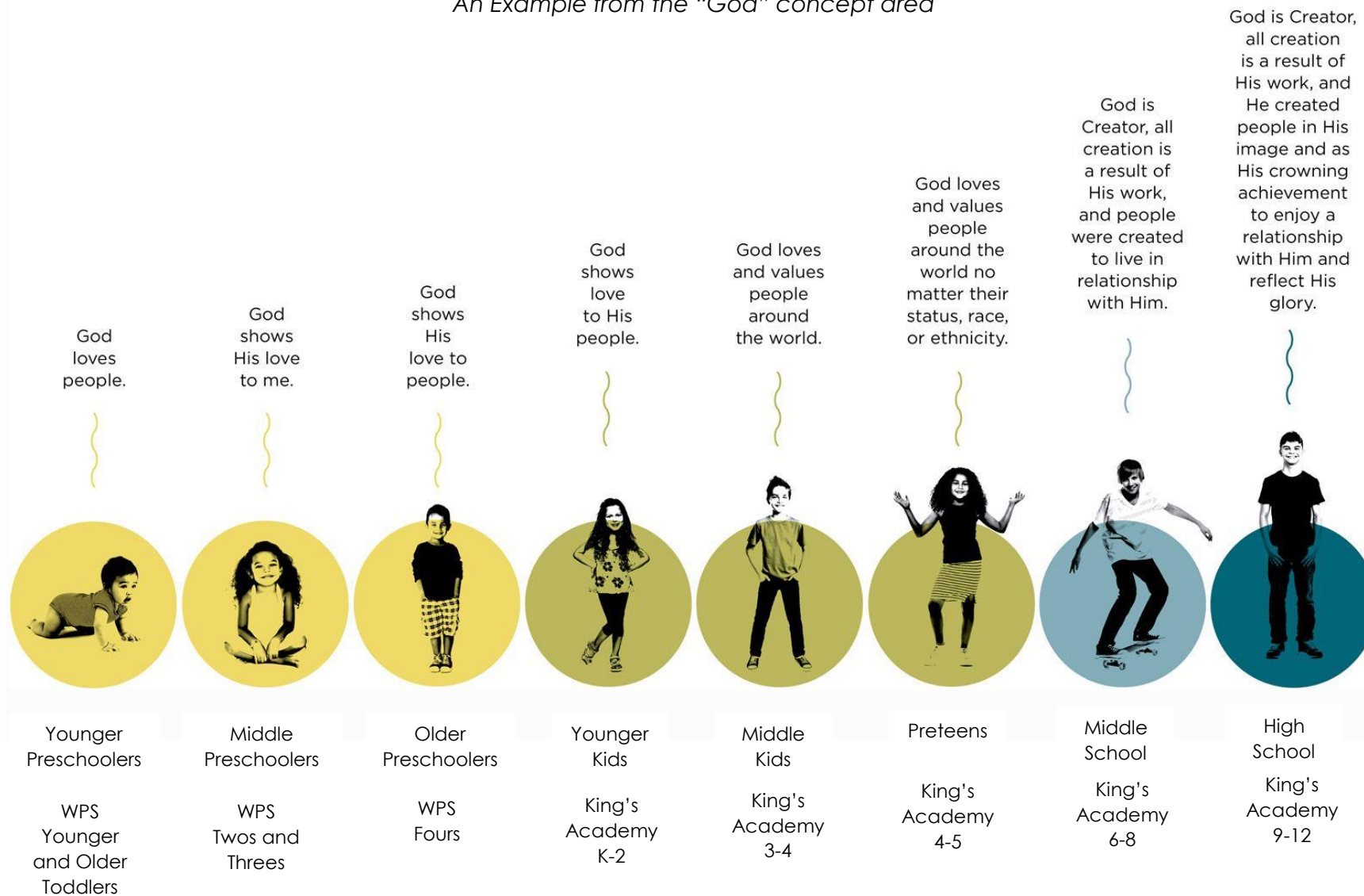
The Ages & Stages Pacing Guide is based on LifeWay's discipleship framework for church and home, ten concepts that are the foundation of spiritual growth: God, Jesus, Holy Spirit, Bible, Salvation, Creation, Church, People, Family, Community and World. Each concept identifies foundational truths that, when presented in developmentally appropriate and age-suitable ways, help preschoolers, children and youth learn and understand God, His Holy Word and the relationship with Jesus that is available to all who believe.

Pacing Guides are beneficial to both teacher and student. They guide instructional planning through the school year keeping the teacher on schedule to cover all concepts and truths. The guides also help teachers coordinate between and among grade levels. Additionally, Pacing Guides are tools to help concentrate time, effort, and resources to maximize student learning. In short, the guides put topics in a sensible order, determine what resources to draw on, and develop a good sense of how long different elements of instruction will take.


Since instruction is improved, so is student opportunity to learn.

CONCEPTS FRAMEWORK

An Example from the "God" concept area



PACING

DATE	Sept-Oct	Nov	Dec-Jan		Feb		March		April	May
CONCEPT 	Creation	Bible	God	Jesus	Holy Spirit	People	Family	Community & World	Church	Salvation
MEMORY VERSE	Genesis 1:1	Proverbs 30:5 Or Colossians 3:16	Deut 6:5	Hebrews 13:8	1 Corinthians 13:4-8a					Acts 16:31
TRUTHS	Teachers should see desk copies of Ages & Stages: Levels of Biblical Learning									

EXAMPLE

For middle preschoolers, WPS twos and threes, there are seven truths identified under the Creation concept. This concept spans eight weeks (September-October). A teacher might teach one truth each week then review all seven during the eighth week. Another teacher might teach one truth the first week, two truths the second week, one truth the third week...

Teachers of younger preschoolers, WPS toddlers, will see six truths identified under the Creation concept. During the eight given weeks, the teacher might focus on the first two truths along with the fifth during the first two weeks. The teacher might then focus on fourth truth for two weeks. The remaining weeks might be spent on the sixth truth. The third truth may be mentioned but not emphasized. Another teacher might choose to give greater emphasis to the third truth.

FOUNDATIONAL STORIES & SCRIPTURES BY CONCEPT AREA

CREATION	
Story	Scriptures
God Created the World	Genesis 1:1-2:3
Adam & Eve's Sin	Genesis 2:15, 3
Cain & Abel	Genesis 4:1-16
Noah and the Ark	Genesis 6:5-9:17

BIBLE	
Story	Scriptures
The Ten Commandments	Exodus 19:3-6, 20:1-17
Joshua and the Lost Scroll	2 Kings 22
Ezra Read the Law	Nehemiah 8:1-12, Ezra 7:6-10
Jeremiah Wrote God's Words	Jeremiah 36:1-4, 22-24, 27-28, 32
Jesus Read the Bible Scroll	Luke 4:16-28
Timothy Learned About God	1 Timothy 1

GOD	
Story	Scriptures
The Sacrifice of Isaac	Genesis 22:1-18
The Israelite Crossed the Red Sea	Exodus 14
Joshua and Caleb Obeyed God	Numbers 13-14
Joshua and Jericho	Joshua 6:1-21
God Chose Gideon	Judges 6:12-16; 7:1-8, 15-22
Samson	Judges 13-16
David & Goliath	1 Samuel 17:12-49
David Anointed King	2 Samuel 5
Jesus Told the Parable of the Lost Son	Luke 15:11-32

JESUS	
Story	Scriptures
Prophets Told About Jesus	Isaiah 7:14, 9:6, Micah 5:2
Angels Visited Mary and Joseph	Matthew 1:18-25, Luke 1:26-38
Jesus Was Born	Luke 2:1-20
Simeon & Anna	Luke 2:25-38
Wise Men Worshipped Jesus	Matthew 2:1-12
Jesus Went to the Temple	Luke 2:41-50
John the Baptist (Baptizer)	Matthew 3:1-12
Jesus Was Baptized	Matthew 3:13-17
Jesus Was Tempted	Matthew 4:1-11
Jesus Chose Twelve Helpers (Disciples)	Matthew 4:18-22, 10:2-4
Jesus Taught About Prayer	Matthew 6:5-15
Jesus Calmed the Storm	Matthew 8:23-27
The Last Supper	Matthew 26:17-30
Jesus Washed the Disciples' Feet	John 13:1-17
Jesus Died, Was Buried and Arose	Matthew 27:32-56, Luke 24

HOLY SPIRIT	
Story	Scriptures
The Ascension	Acts 1:1-11
The Holy Spirit Empowered Witnesses	Romans 8:14-16
Fruit of the Spirit	Galatians 5:22-23

PEOPLE	
Story	Scriptures
Isaac Was Kind	Genesis 26:12-33
David & Jonathan	1 Samuel 18:1-5, 10:1-7, 20:1-42
Samuel's Birth and Calling	1 Samuel 1:20-28, 3
Esther	Esther 2-5
Daniel	Daniel 1:1-20, 6
Jonah	Jonah 1-3

FAMILY	
Story	Scriptures
Abram & Lot	Genesis 12:1-9, 13
Esau & Jacob	Genesis 27-28, 32:1-32, 33:1-4
Joseph and His Family	Genesis 37:1-36, 39:1-6, 41:1-45
Joseph Forgave His Brothers	Genesis 45:1-15, 50:15-21
Baby Moses	Exodus 2:1-10
Ruth's Family	Ruth 1-4
Hannah Prayed	1 Samuel 1:1-18

COMMUNITY and WORLD	
Story	Scriptures
Four Friends	Mark 2:1-12
Paul, the Missionary	Acts 9:1-20, 13
Barnabas & Paul	Acts 3:13-52, 15:36-41
Paul & Silas	Acts 16:16-34
Paul in Athens	Acts 17:134
Paul in Rome	Acts 28

CHURCH	
Story	Scriptures
The Tabernacle	Exodus 35:1, 4-20, 36:1-38
Solomon and the Temple	1 Kings 8:1-61
Work Begins on the Temple	Ezra 3
A Woman Gives Her Money	Luke 21:1-4
The Church Began	Acts 2:1-40, Romans 8:14-16
The Church Grew	Acts 2:41-47
The Church Chose Leaders	Acts 6:1-7
Stephen Preached	Acts 6:8-15
The Church in Corinth	1 Corinthians 1, 3, 4, 12

SALVATION	
Story	Scriptures
The Rich Young Ruler	Matthew 19:16-29
Jesus Prayed in the Garden	Matthew 26:36-46
Crucifixion and Resurrection	Matthew 27:27-62, 28:1-8
Zacchaeus Met Jesus	Luke 19:1-10
Thomas Believed	John 20:24-29
Saul's Conversion	Acts 9:1-20

INSTRUCTIONAL PLANNING

The ShareFaith team notes, "Teaching children is one of the most rewarding opportunities a person can undertake. But it is also an opportunity that can turn into a train wreck if the wrong approach is taken. Children are hard-wired for messages full of interaction and engagement...not an hour-long lecture. If you've attempted the hour-long lecture, you have most likely made the vow: "never again!" Your students feel the same: "never again!"

Children's ministry is a unique audience that requires a unique approach. The following are based on ShareFaith's tips for planning and instruction.

Study First, Then Teach:

No amount of games, props or object lessons can ever replace time spent in your Bible. The centerpiece of your lesson is the living Word of God. Spend time reading through passages, researching things you don't understand, and praying that God would show you exactly what He wants you to share.

Make Your Teaching Touchable:

Jesus would often use physical miracles to impart spiritual truth. In Matthew 14:13-21, Jesus fed 5000 people by asking the disciples to pass out loaves and fish. The disciples not only got to hear about God's ability to provide, but they also got to hold it in their hands! Look for ways to put your teaching in your children's hands. Talking about sin? Allow your kids to drop some dirt into a glass of water. Sharing about being made in the image of God? Let your kids hold a small mirror and look at their reflection. Remember, this Sunday school teaching tip is all about a kid's desire to learn through experience!

Tell A Story:

Embrace the power of story! Story is the greatest way to deliver truth. In large settings, Jesus taught almost exclusively in parables. He told stories that drove home a spiritual point. The teachings of Jesus relied heavily on story, and we would do well to follow his example. There are many ways you can bring the element of story into your teaching. First, tell the story of your Biblical passage, or if you can, show a video of it! Second, tell a personal story of a time you experienced the theme of your teaching. Finally, let the kids share their own stories related to the teaching.

Let Them See It:

There is nothing like a good object lesson to bring a message to life. When Jesus wanted people to consider God's ability to provide, he had them look at the lilies of the field. When he wanted them to consider the power of faith, he had them

consider a mustard seed. There is something very powerful in teaching when we can say “This [spiritual truth] is like this [familiar object]. If you are talking about God's comfort, bring in some stuffed animals and let your children hold them. If you are talking about Jesus being the bread of life, bring in a big loaf of French bread!

Q&A:

Some of Jesus' most profound teachings began with him asking a question. An example of this is in Matthew 16:13-28 when Jesus asks Peter “Who do men say that I am?”, Peter's response leads to an amazing teaching on discipleship. Small groups that encourage a time of questions and answers are oftentimes the most effective. Not only does it give children the opportunity to share, but it also gives the teacher a great tool to gauge the spiritual climate of their children's hearts. Guide children in thinking and in sharing questions.

Remember, if you don't know it, they won't learn it. If you aren't engaging, they won't pay attention. Consider the following two examples of how a teacher might begin a lesson:

*From the
Ages & Stages
book*

Concept: Creation

Truth: God made day, night, plants, sky, sun, moon, stars, animals, water birds, fish and people.

Read: Genesis 1:1-2:3

Watch: “Creation” by Art Ayriss or “Creation and Other Bible Stories” (both available through RightNow Media)

Activity: Make a “Creation Box.” Have each child bring a box or provide a box for each. Place in the box items related to creation (e.g. flower, fruit, seashell, small bottle of water, etc.). Talk about what God made each day of Creation. Ask the children to share their boxes and the creation story with their family. Encourage them to choose one item at a time and discuss it. An alternate assignment might be for parents to help their child make a “creation box” at home.

*From the
Ages & Stages
book*

Concept: Creation

Truth: God planned for people to care for the things He made.

Read: Genesis 2:15

Watch: “Adam & Eve” by Saddleback Kids (found on YouTube)

Activity: Get a baby doll that can wet. Get a small washcloth, towel and pan filled with a small amount of water. Guide a student in washing, drying and dressing the doll. Discuss how parents care for their children. Discuss other things that we care for and how we do that (e.g. our toys, our clothes, our bodies, etc.). Mention that God planned for us to care for all the things He created. Talk about how we can do that. Consider having a class pet or class plant and having the children care for it. Lead the children to pray, giving thanks to God for His creation.

SOURCE

5 Surefire Sunday School Teaching Tips

Retrieved June 12, 2022 from <https://www.sharefaith.com/blog/2016/04/5-sunday-school-teaching-tips/>

PRAYER

Prayer is, as Children's Ministry says, "simply talking to God." That can be a difficult concept to explain to very young children. They often struggle to understand talking with someone they cannot see. Children will learn, and they will pray, if they see adults praying and if those adults teach them how to pray. The Five Finger Prayer Model is a simple, visual and fun way to teach children how to pray. It is a model that also teaches children to pray for others before praying for self.

Each finger on the hand represents a person or persons to pray for. Since our hands are always with us, children are reminded to pray all the time. Whenever they look down at their hands, they can be reminded to pray for five different people or groups of people.

Teachers should also emphasize that what we say while praying is not most important. What is happening in our hearts matters the most. Jesus teaches in the book of Mark (11:24) that "whatever you ask in prayer, believe that you have received it, and it will be yours." It is also important that children understand that God is not Santa Claus. What we ask for should be in agreement with His plan. We ask according to God's will (1 John 5:14).

Finally, teach children that we can pray with our eyes closed or open and our hands folded or in other positions. Our heads may or may not be bowed. Closing our eyes, folding our hands and bowing our heads help us focus and concentrate. These behaviors also help us shut out distractions and give God respect.

PRAY

1. Pray for those closest to you.
2. Pray for those who teach or point the way.
3. Pray for those who must stand tall and lead us.
4. Pray for those who are weak or hurt.
5. Pray for self.

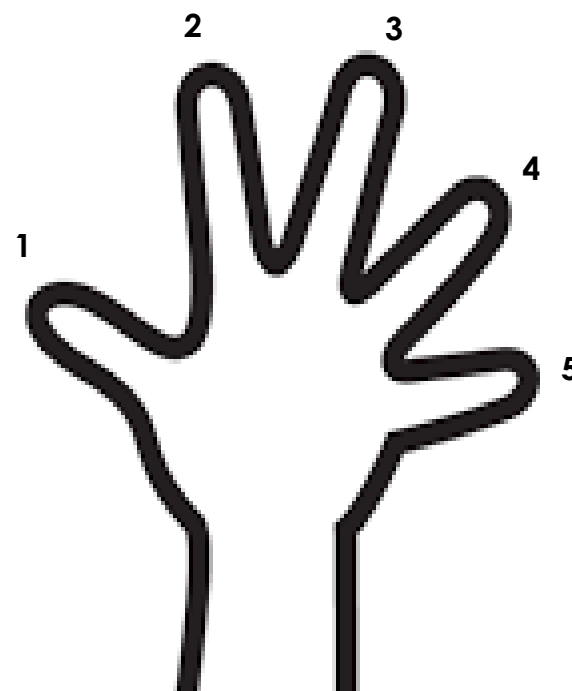
SOURCE

5 Finger Prayer: Teaching Kids How to Pray

Retrieved June 12, 2022 from

https://www.google.com/search?q=teaching+five+finger+prayer&og=teaching+five+finger+prayer&aqs=chrome..69i57j33i160l3j33i299.7624j0j15&sourceid=chrome&ie=UTF-8#kpvalbx=_

rbWmYpVR66P9BoD5kfgN15



SCRIPTURE MEMORY

Children, as adults, need to learn God's Word and hide it in their hearts! The Bible gives comfort, hope, inspiration and stability in this uncertain world. God's Word gives direction when life is confusing and strength when it is challenging. By memorizing Bible verses, children can access God's word when they need it most.

Memorizing Scripture also helps children develop a strong, personal relationship with God. When they commit God's word to memory, they know the value, power and authority of his Holy Voice. Ultimately, memorizing Bible verses helps children grow in their faith.

All Englewood Baptist Weekday Education students, Older Toddlers through Grade 1, will memorize Genesis 1:1. All students ages three and older will memorize 1 Corinthians 13:4-8a. Teachers may expect more but not less.